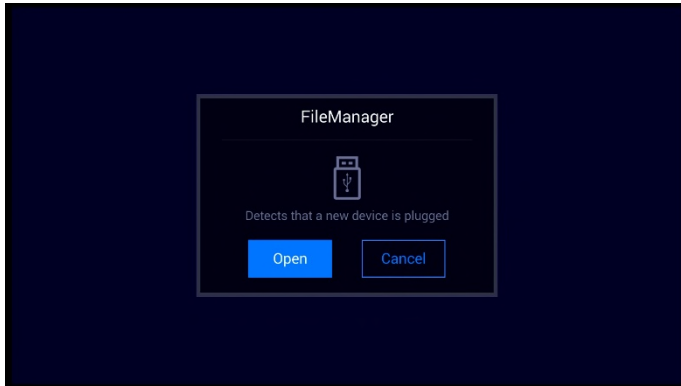
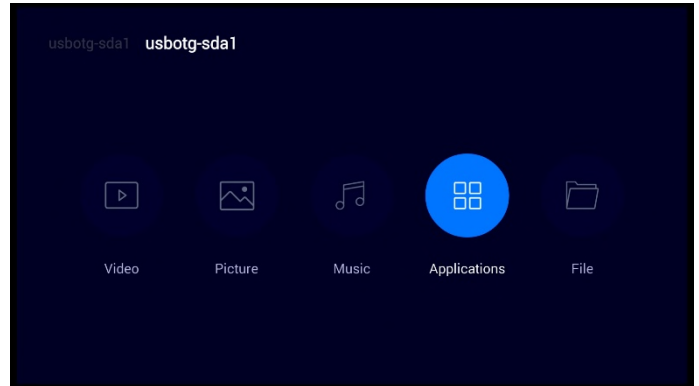


## This Guide is for the WatchTV 03.02.00 Update


1. Downloaded apk zip file to computer.
2. Unzip the apk zip file
3. Move to USB: Livetv\_TV\_release\_v3.02.00\_2019-12-21\_levadtv.apk  
"OK" will refer to pressing the OK button on the remote control.



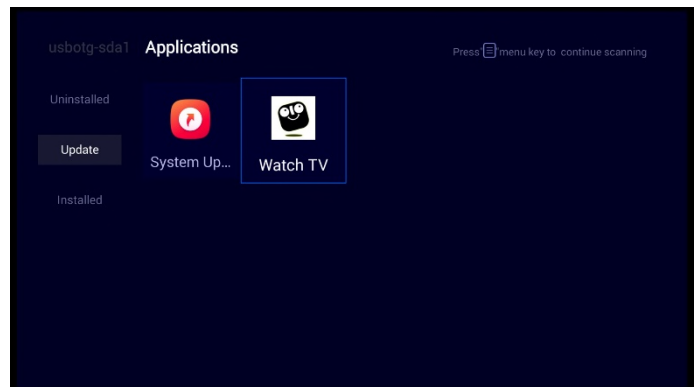
**(1)** Insert USB thumb-drive into the unit and [Open] the USB file.



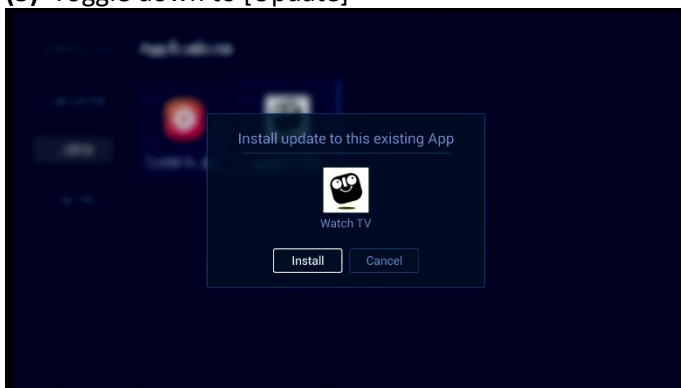
**(2)** Move to [Applications] and press "OK"



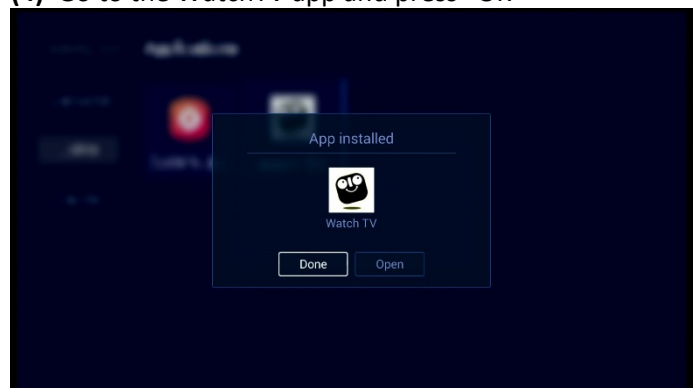
**(3)** Toggle down to [Update]



**(4)** Go to the WatchTV app and press "OK"



**(5)** Toggle to [Install] and press "OK"



**(6)** Once the WatchTV app finished installing toggle to [Done] and press "OK"

**(7)** Go to the HOME page and press the [TV] icon.